

PRODUCT DISCLAIMER

This brace is a prescription product that should be used only with the guidance and expertise of a licensed professional, in accordance with the referring physician's treatment plan. Outcomes may vary based on factors such as unique anatomy, age, overall health, compliance or lack thereof with directions provided by manufacturer/ practitioner/ physician. Thrive Orthopedics does not make any specific recommendations regarding appropriate activities for the user of this product. You should IMMEDIATELY stop the use of this product and seek medical care if you experience any discomfort, redness, bruising, irritation, or blistering.

MANUFACTURED FOR THRIVE ORTHOPEDICS, LLC

📍 387 Ridge Point Drive
Carmel, IN 46032

☎ 484-442-0494

🌐 Thriveorthopedics.com

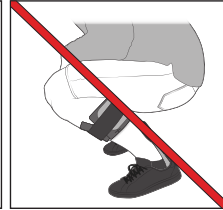
✉ sales@thriveorthopedics.com

📷 thriveorthopedics

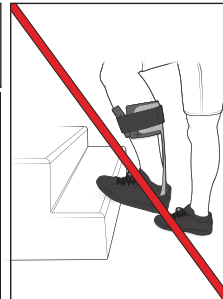
Made in China 09/2023 - V.1

WARRANTY LIMITATIONS

HIGHLY
LEVERAGED
SQUATTING
OR
KNEELING



OVERLOADING THE TOE
SECTION OF THE FOOTPLATE



- **WARRANTY** only covers unaltered products fit and dispensed by medical professionals and registered per the instructions below
- Patient weight > 275 lbs

WARRANTY REGISTRATION

Within 30 days of receiving your device, please visit www.thriveorthopedics.com/warranty to register for warranty protection. Late registration may result in a voided warranty.

WARRANTY

Thrive Orthopedics LLC will repair or replace all or part of the unit and its accessories for material or workmanship defects for a period of 6 months for softgoods and 2 years for the carbon fiber component from the date of purchase. For warranty claims, please utilize the following:

🌐 www.thriveorthopedics.com/warranty

✉ sales@thriveorthopedics.com

☎ 484-442-0494

✉ 387 Ridge Point Drive
Carmel, IN 46032

REPLACEMENTS

Replacement straps and padding can be purchased through your practitioner or online at

www.thriveorthopedics.com

UPGRADES

Thrive's F3 Magnetic Strapping System features Fidlock™ magnetic buckles with pull-tabs, providing an easy and secure way to fasten and remove your brace.

SPECIAL OFFER

\$10 OFF

ENTER CODE **BUCKLE**
AT CHECKOUT



F5 SPIRAL AFO PATIENT GUIDE

Dynamic Feedback Spiral Ankle Foot Orthosis



 **/Thrive Orthopedics AFO**
TO ACCESS VIDEO INSTRUCTIONS

1 POSITION BRACE IN SHOE

- ✓ Remove original insole
- ✓ Brace should fit in shoe with minimal shoe distortion



2 PLACE INSOLE BACK IN SHOE

- ✓ Place your original insole or custom orthotic over the brace's footplate



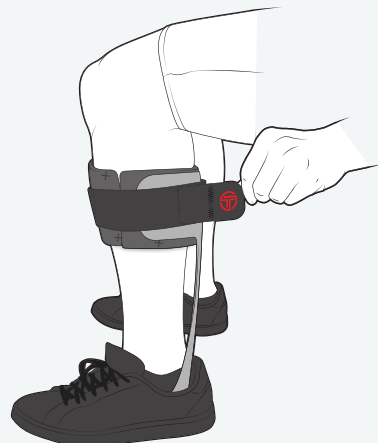
3 CHECK FIT

- ✓ With the shoes untied and loose, slide in your foot (If necessary, use shoehorn)
- ✓ Ensure there are not any shoe distortions and fasten shoelaces



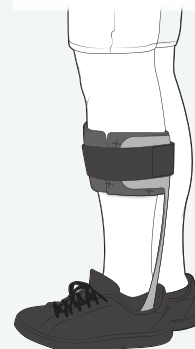
4 FASTEN STRAPS

- ✓ Fasten the strap so it is secure but not uncomfortably tight



5 SECURE

- ✓ Before using, check to ensure the fit is comfortable/secure and that there are no product or shoe impingements



6 TEST FOR FIT & COMFORT

- ✓ With the brace fully donned, take a few steps to ensure comfort and a secure fit. If you feel any discomfort, notify a healthcare professional immediately

USE & CARE INSTRUCTIONS

- Hand wash the softgoods in warm water using mild soap
- Air dry at room temperature
- Do not machine wash
- Do not use artificial heat to dry
- When not in use, store brace in a moderate temperature environment (50° - 80°F)

CAUTIONS



- Risk of accident while driving is determined on a case by case basis and you should always consult your practitioner and or physician prior to determining your individual abilities when using this brace.
- Appropriate footwear: This product should only be worn with a shoe that has a closed heel and toe or as directed by your healthcare provider.
- Restricted blood flow - nerve palsy and/or restricted blood flow can occur if the brace is secured too tightly.
- Immediately discontinue use and consult your medical provider if you experience any sensation changes or unusual reactions while using this product.
- This device is for single patient use only.
- This product was designed and manufactured to be used only in combination with the provided or licensed replacement straps, pads, and other softgoods.
- Should any serious incident occur in relation to this device, it should be reported to the manufacturer at the contact information listed on this document and the proper authority of the country or state where you are located.
- When treatment is complete, dispose of this device according to local laws and ordinances.